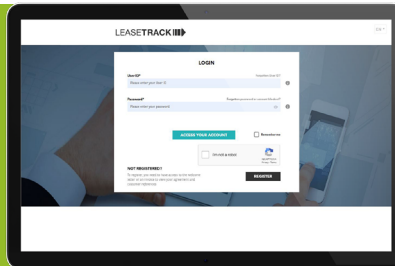


LEASETRACK III

Set up Guide

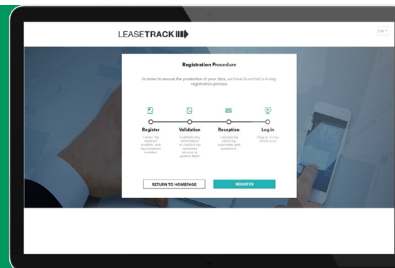
1. REGISTRATION



Enter your contract number and customer number.

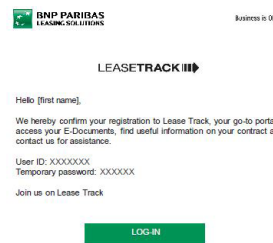
You can find this in the welcome letter that has been sent to you.

2. CONFIRMATION



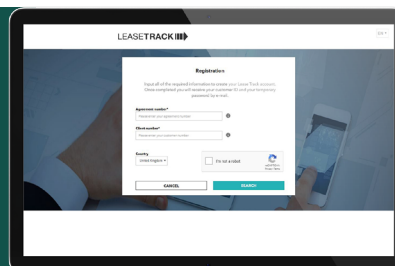
Confirm that we have your correct email address or else notify our Customer Services team if this needs updating.

3. LOGIN DETAILS



After you confirm your details, you receive the log in ID and unique password by email.

4. YOU'RE READY TO GO



You can now access your financial information and contact us at your convenience, anywhere you may be.



Click here to access LeaseTrack



BNP PARIBAS
LEASING SOLUTIONS

LEASETRACK III 